
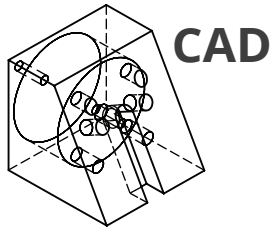


# CADLink

Real time BOM comparison, 2-way data push  
Payback period of 6 months



CADLink 4.0.0.0

Save Save - Products Only Refresh CADLink Settings

Export - EXCEL Export - PDF Expand All Collapse All Close

Search by part number   Only show new product  Show All

Search by part description   Only show to be deleted bom components

Bills of Materials

BOM Changes

CAD Properties

CADLink Messages

No	Save	Product Number	Description	BOM Qty	Stock Unit	Product Category	BOM Code	MI Product Number	MI Description
1	<input checked="" type="checkbox"/>	20233	MITER SAW ASSEMBLY TEST	1.0000	UN	BMSOL	40		
1.1	<input checked="" type="checkbox"/>	20239	MITER SAW TABLE ASSEMBLY	1.0000	UN	BMSOL	40		
1.1.1	<input checked="" type="checkbox"/>	20200	BRACKET	1.0000	UN	BMSOL			
1.1.2	<input checked="" type="checkbox"/>	20224	PLASTIC INSERT	2.0000	UN	BMSOL			
1.1.3	<input checked="" type="checkbox"/>	20207	LATCH LOCK	1.0000	EA	BMSOL			
1.1.4	<input checked="" type="checkbox"/>	20206	KNOB	1.0000	UN	BMSOL			
1.1.5	<input checked="" type="checkbox"/>	20204	HOLDING FIXTURE	1.0000	EA	BMSOL			
1.1.6	<input checked="" type="checkbox"/>	20203	LOCKING LEVER	1.0000	EA	BMSOL			
1.1.7	<input checked="" type="checkbox"/>	20201	EMFUNADURA	1.0000	EA	BMSOL			
1.1.8	<input checked="" type="checkbox"/>	20213	SHAFT	1.0000	UN	BMSOL			
1.1.9	<input checked="" type="checkbox"/>	20220	PIVOT BOLT	1.0000	UN	BMSOL			
1.1.10	<input checked="" type="checkbox"/>	20241	ADJUSTING KNOB	1.0000	EA	BMSOL			
1.1.11	<input checked="" type="checkbox"/>	20242	TABLE	1.0000	UN	BMSOL			
1.1.12	<input checked="" type="checkbox"/>	20205	LEVER BRACKET	1.0000	EA	BMSOL			
1.1.13	<input checked="" type="checkbox"/>	COM003	Metal bracket	1.0000	UN	COMPO			
1.2	<input checked="" type="checkbox"/>	20234	FENCE ASSEMBLY	1.0000	EA	BMSOL	40		
1.2.1	<input checked="" type="checkbox"/>	20227	PARALLEL GUIDE	1.0000	EA	BMSOL			
1.2.2	<input checked="" type="checkbox"/>	20245	MITER FENCE	1.0000	EA	BMSOL			
1.2.3	<input checked="" type="checkbox"/>	20226	PARALLEL GUIDE	1.0000	EA	BMSOL			
1.3	<input checked="" type="checkbox"/>	20238	BEARING SUPPORT PEDESTAL	1.0000	EA	BMSOL	40		
1.3.1	<input checked="" type="checkbox"/>	20223	RETAINING PLATE	2.0000	EA	BMSOL			
1.3.2	<input checked="" type="checkbox"/>	20202	LINEAR BEARING SHAFT	2.0000	EA	BMSOL			
1.3.3	<input checked="" type="checkbox"/>	20215	PEDESTAL BEARING	1.0000	EA	BMSOL			
1.3.4	<input checked="" type="checkbox"/>	20199	HANDLE	1.0000	EA	BMSOL			
1.3.5	<input checked="" type="checkbox"/>	20243	END CAP	1.0000	EA	BMSOL			
1.3.6	<input checked="" type="checkbox"/>	20198	HANDLE	1.0000	EA	BMSOL			
1.4	<input checked="" type="checkbox"/>	20216	YOKE /SAW PIVOT	1.0000	EA	BMSOL			
1.5	<input checked="" type="checkbox"/>	20240	MITER SAW BASE ASSEMBLY	1.0000	UN	BMSOL	30		
1.5.1	<input checked="" type="checkbox"/>	20210	BASE	1.0000	UN	BMSOL			
1.5.2	<input checked="" type="checkbox"/>	20208	EXTENSION SHAFT	4.0000	UN	BMSOL			
1.5.3	<input checked="" type="checkbox"/>	20209	EXTENSION STAND	1.0000	UN	BMSOL			
1.5.4	<input checked="" type="checkbox"/>	20163	EXTENSION STAND	1.0000	UN	BMSOL			
1.6	<input checked="" type="checkbox"/>	20236	HEAD ASSEMBLY	1.0000	EA	BMSOL	40		
1.6.1	<input checked="" type="checkbox"/>	20244	BELT COVER	1.0000	EA	BMSOL			
1.6.2	<input checked="" type="checkbox"/>	20197	GEAR HOUSING	1.0000	EA	BMSOL			
1.6.3	<input checked="" type="checkbox"/>	20214	MOTOR	1.0000	EA	BMSOL			
1.6.4	<input checked="" type="checkbox"/>	20235	GEARBOX ASSEMBLY	1.0000	EA	BMSOL	40		
1.6	<input checked="" type="checkbox"/>	20248	BEARING COVER PLATE	1.0000	EA	BMSOL			

Connected to CAD: SolidWorks

## Features

- Real-time, direct, two-way link with Sage
- Automated, single-step BOM push
- View BOM change summary
- Push Revision to Sage and CAD
- Export Excel and PDF files
- Notification for errors and missing fields

## Benefits

- Eliminate manual data entry
- Cut design cost
- Improve data consistency
- Improve information flow
- Increase data accuracy
- Reduce cycle time


 ISV Rockstar

[www.QBuildSoftware.com](http://www.QBuildSoftware.com)

✉ [info@QBuildSoftware.com](mailto:info@QBuildSoftware.com)

☎ +1 905 479 7811

🏠 +1 905 479 2636



## Resolve Discrepancies

Discrepancies between CAD and Sage are highlighted, allowing you to select or enter the correct data.

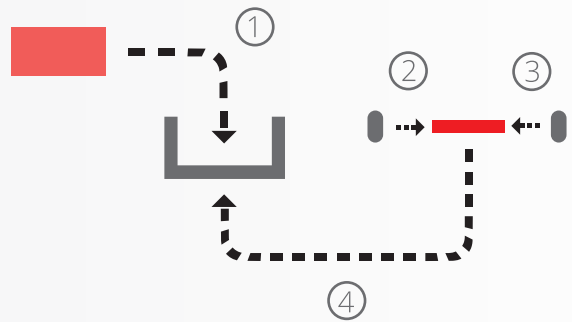


## Access Sage Data

CADLink's direct integration allows you to access Sage data such as Item Classification Code and Raw Material Data from the CADLink interface.

## Operations

Assigning Infor Operations is easy! Simply select a work center from a drop-down list.



## Partners & Integrations

