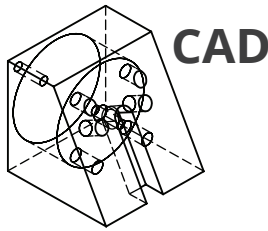


# CADLink

Real time BOM comparison, 2-way data push  
Payback period of 6 months



ORACLE  
NETSUITE

CADLink

SAVE REFRESH SETTINGS Expand Collapse Search by Part Num/Description... Export CHANGES CAD DATA MESSAGES TOGGLE

No	Save	Item Type	Item Number	Display Name	Units Type	Quantity	Classification	Department	MI Part ID
1.1	<input checked="" type="checkbox"/>	Inventory Item	TM01416	Surface Inspection - S3100 Quad LE	Each	12.0000	Hardware	Admin	
1.2	<input checked="" type="checkbox"/>	Assembly Item	TM01403	S3100 - 75 - Box Assembly*0000618	Each	1.0000	Hardware	Admin	
1.2	<input checked="" type="checkbox"/>	Inventory Item	TM01411	S3100 - 75 - Cover Bottom Computer	Each	1.0000	Hardware	Admin	
1.2	<input checked="" type="checkbox"/>	Inventory Item	TM01404	S3100 - 75 - Side Plate Blank Metric	Each	1.0000	Hardware	Admin	
1.2	<input checked="" type="checkbox"/>	Inventory Item	TM01937	S3100-75 -Ring Brush Clamp	Each	2.0000	Hardware	Admin	
1.2	<input checked="" type="checkbox"/>	Inventory Item	TM01411	S3100 - 75 - Cover Bottom Computer	Each	1.0000	Hardware	Admin	
1.2	<input checked="" type="checkbox"/>	Assembly Item	TM01405	S3100 - 75 - Side Plate Camera Metr	Each	1.0000	Hardware	Admin	10mm Thick Aluminum
1.2	<input checked="" type="checkbox"/>	Inventory Item	TM01406	S3100 - 75 - 25-2550 X 255 SLDPRY	Each	6.0000	Hardware	Admin	
1.2	<input checked="" type="checkbox"/>	Inventory Item	TM01414	S3100 - 75 - Cover Bottom Computer	Each	1.0000	Hardware	Admin	
1.2	<input checked="" type="checkbox"/>	Inventory Item	TM01409	S3100 - 75 - Cover Inside Line Scan	Each	1.0000	Hardware	Admin	
1.2	<input checked="" type="checkbox"/>	Inventory Item	TM01412	S3100 - 75 - Cover Keyboard Side To	Each	1.0000	Hardware	Admin	
1.2	<input checked="" type="checkbox"/>	Inventory Item	TM01415233	S3100 - 75 - Cover Rear Access	Each	1.0000	Hardware	Admin	
1.2	<input checked="" type="checkbox"/>	Assembly Item	TM02458	S3100-75 -Straight Brush Clamp	Each	4.0000	Hardware	Admin	1/8" Aluminum
1.2	<input checked="" type="checkbox"/>	Inventory Item	TM01413	S3100 - 75 - Keyboard Tray	Each	1.0000	Hardware	Admin	
1.3	<input checked="" type="checkbox"/>	Assembly Item	PV1029	MONITOR MOUNTING KIT	Each	1.0000	Hardware	Admin	
1.3	<input checked="" type="checkbox"/>	Inventory Item	TM01480	Surface Inspection - Monitor Pivot - P	Each	4.0000	Hardware	Admin	
1.3	<input checked="" type="checkbox"/>	Inventory Item	TM01484	Surface Inspection - Monitor Pivot - P	Each	5.0000	Hardware	Admin	
1.3	<input checked="" type="checkbox"/>	Inventory Item	PD254321		Each	2.0000	Hardware	Admin	
1.3	<input checked="" type="checkbox"/>	Inventory Item	TM01482	Surface Inspection - Monitor Pivot - P	Each	4.0000	Hardware	Admin	
1.3	<input checked="" type="checkbox"/>	Inventory Item	TM01486	Surface Inspection - Monitor Pivot - P	Each	1.0000	Hardware	Admin	
1.3	<input checked="" type="checkbox"/>	Assembly Item	P046513		Each	2.0000	Hardware	Admin	
1.3	<input checked="" type="checkbox"/>	Inventory Item	TM01472	Surface Inspection - Monitor Pivot	Each	4.0000	Hardware	Admin	
1.3	<input checked="" type="checkbox"/>	Inventory Item	TM01477	Monitor Pivot - P09	Each	1.0000	Hardware	Admin	
1.3	<input checked="" type="checkbox"/>	Inventory Item	TM01476	Surface Inspection - Monitor Pivot - P	Each	1.0000	Hardware	Admin	
1.3	<input checked="" type="checkbox"/>	Inventory Item	TM01479	Surface Inspection - Monitor Pivot - P	Each	1.0000	Hardware	Admin	
1.3	<input checked="" type="checkbox"/>	Inventory Item	TM01487	Monitor Pivot - P07	Each	1.0000	Hardware	Admin	
1.3	<input checked="" type="checkbox"/>	Inventory Item	P04	Collet	Each	2.0000	Hardware	Admin	
1.4	<input checked="" type="checkbox"/>	Inventory Item	TM01480	40-6523 Linear	Each	4.0000	Hardware	Admin	
1.5	<input checked="" type="checkbox"/>	Inventory Item	TM01497	S3100-5 - Actuator Bracket - Bracket	Each	2.0000	Hardware	Admin	
1.6	<input checked="" type="checkbox"/>	Inventory Item	TM01518	S3100 - 75 - Linea Camera Bracket	Each	3.0000	Hardware	Admin	
1.7	<input checked="" type="checkbox"/>	Inventory Item	TM02448	S3100 - 75 - Bottom Plate	Each	1.0000	Hardware	Admin	
1.8	<input checked="" type="checkbox"/>	Inventory Item	TM02224	TC1306	Each	1.0000	Hardware	Admin	
1.9	<input checked="" type="checkbox"/>	Inventory Item	TM01646	S3100 - 75 - Rubber Light Cover	Each	1.0000	Hardware	Admin	
1.10	<input checked="" type="checkbox"/>	Inventory Item	TM01129	Delta Camera	Each	2.0000	Hardware	Admin	
1.11	<input checked="" type="checkbox"/>	Inventory Item	TM02459	S3100 - 75 - Monitor Coupling Mount	Each	1.0000	Hardware	Admin	
1.12	<input checked="" type="checkbox"/>	Inventory Item	TM123456	S3100 - 75 - Camera Adaptor plate 1	Each	1.0000	Hardware	Admin	
1.13	<input checked="" type="checkbox"/>	Inventory Item	TM01486	S3100-5 -Actuator Bracket - Bracket	Each	2.0000	Hardware	Admin	
1.14	<input checked="" type="checkbox"/>	Inventory Item	TM02255	Linea Delta Camera	Each	3.0000	Hardware	Admin	

Connected to CAD: NONE Connected to BOM Type: StdBom App Url: NONE

BOM Changes

Part	Description	CA	CA	ERP	Notes
TM01633					
TM014...	40-6523 Linear	4	4	0	Create new part and insert to bills o...
TM014...	S3100-5 - Actuator Br...	2	2	0	Create new part and insert to bills o...
TM015...	S3100 - 75 - Linea Ca...	3	3	0	Create new part and insert to bills o...
TM024...	S3100 - 75 - Bottom...	1	1	0	Create new part and insert to bills o...
TM022...	TC1306	1	1	0	Create new part and insert to bills o...
TM016...	S3100 - 75 - Rubber L...	1	1	0	Create new part and insert to bills o...
TM017...	Delta Camera	2	2	0	Create new part and insert to bills o...
TM024...	S3100 - 75 - Monitor...	1	1	0	Create new part and insert to bills o...
TM014...	S3100-5 - Actuator Br...	2	2	0	Insert to bills of materials
TM022...	Linea Delta Camera	3	3	0	Create new part and insert to bills o...
TM010...	S3100 - 75 - Dual LED	1	1	0	Create new part and insert to bills o...
TM022...	S3100 - 5 - M - Dual...	1	1	0	Insert to bills of materials
TM014...	S3100 - 75 - Frame	1	1	0	Create new part and insert to bills o...
MONI...	Computer Monitor	1	1	0	Create new part and insert to bills o...
000704		2	2	0	Insert to bills of materials
FA-35...		1	1	0	Create new part and insert to bills o...
TM006...	4 LED LIGHT COVER	12	12	0	Insert to bills of materials
000062	S3100 - 75 - Comput...	3	3	0	Create new part and insert to bills o...
0000673	2133 Desc	1	1	0	Insert to bills of materials
TM016...	0000675	1	1	0	Create new part and insert to bills o...
TM016...	0000677	1	1	0	Create new part and insert to bills o...
0002594		1	1	0	Create new part and insert to bills o...
FA-35...	.jdf	0	0	1	Delete from bills of materials
TM01403					
TM014...	S3100 - 75 - Cover Top	1	1	0	Create new part and insert to bills o...
TM014...	S3100 - 75 - Side Plat...	1	1	0	Insert to bills of materials
TM019...	S3100-75 -Ring Brush...	2	2	0	Insert to bills of materials
TM014...	S3100 - 75 - Cover Bo...	1	1	0	Insert to bills of materials
TM014...	S3100 - 75 - Side Plat...	1	1	0	Create new part and insert to bills o...
TM014...	S3100 - 75 - 25-2550...	6	6	0	Insert to bills of materials
TM014...	S3100 - 75 - Cover Bo...	1	1	0	Insert to bills of materials
TM014...	S3100 - 75 - Cover B...	1	1	0	Insert to bills of materials
TM024...	S3100-75 -Straight Br...	4	4	0	Create new part and insert to bills o...
TM01405					

## Features


- Real-time, direct, two-way link with NetSuite
- Automated, single-step BOM push
- View BOM change summary
- Push Revision to NetSuite and CAD
- Export Excel and PDF files
- Notification for errors and missing fields

## Benefits

- Eliminate manual data entry
- Cut design cost
- Improve data consistency
- Improve information flow
- Increase data accuracy
- Reduce cycle time

+1 905 479 7811 | info@QBuildSoftware.com | +1 905 479 2636

www.QBuildSoftware.com



## Resolve Discrepancies

Discrepancies between CAD and NetSuite are highlighted, allowing you to select or enter the correct data.

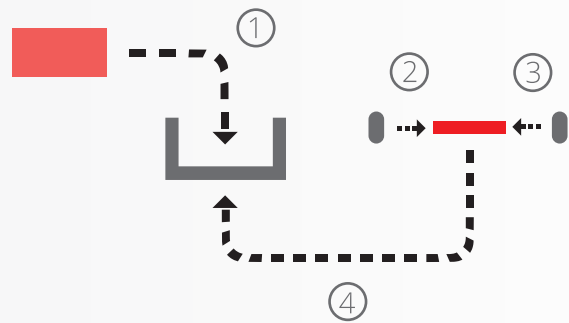


## Access NetSuite Data

CADLink's direct integration allows you to access NetSuite data such as Product Code, Part Class, and Raw Material Part Data from the CADLink interface.

## Operations

Assigning NetSuite Operations is easy!  
Simply select a work center from a drop-down list.



**Partners**  
& Integrations

