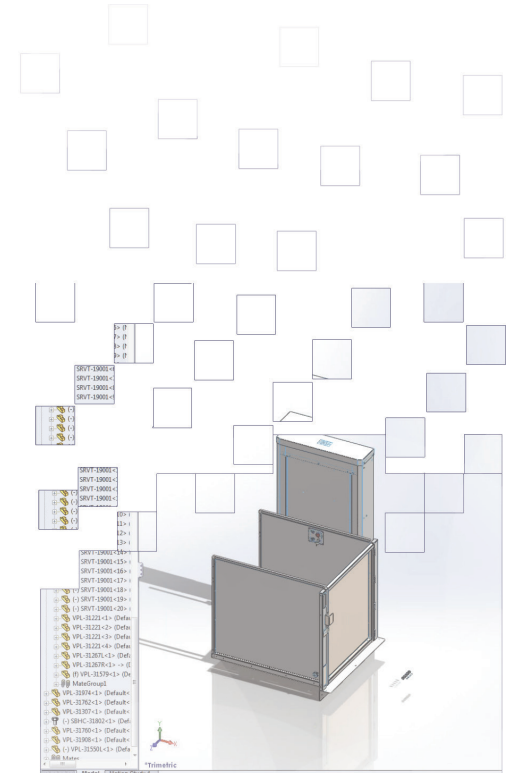
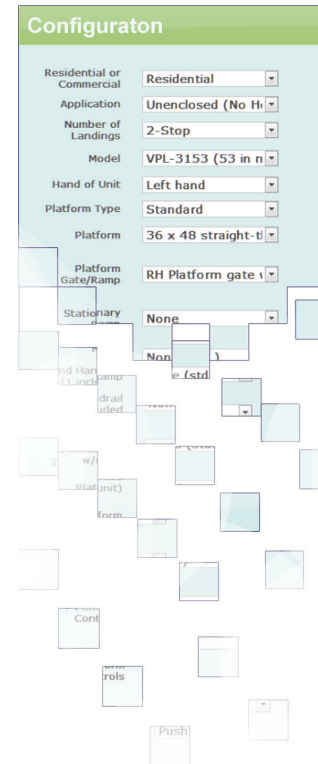




Integrate your **CAD** system with
your **ERP Configurator**

Unleash the power of true Parametric Configuration

- Powerful sales tool
- Save engineering resources
- Payback in 6 months or less



QBuild
CORPORATION

210 Telson Road
Markham Ontario | L3R 1E6 CANADA
Ph: 1 (905) 479-7811 | Fx: 1 (905) 479-2636
Web: www.QBuildSoftware.com

Our Partners

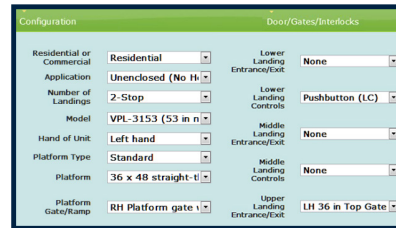
Windchill

creo
A PTC Product



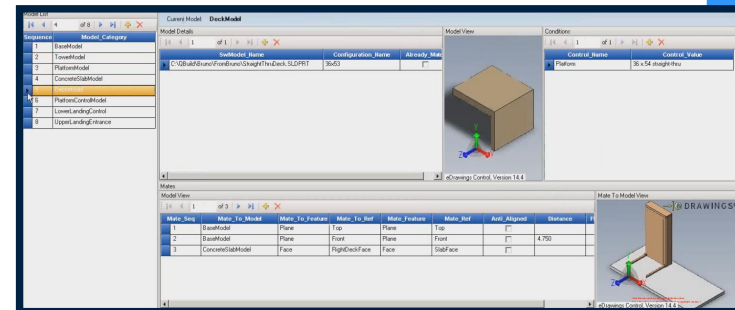
Step 1 Configure

Open your existing Configurator and select desired configurations.



Step 2 Build

ConfiguratorLink generates a preview of the configured model in seconds. Use tools provided to zoom, rotate, and get the image you need.



Benefits

Keep engineering cost down

Improve customer feedback

Competitive edge for your sales team

Free up your engineering resources

Drive production and sales cycle

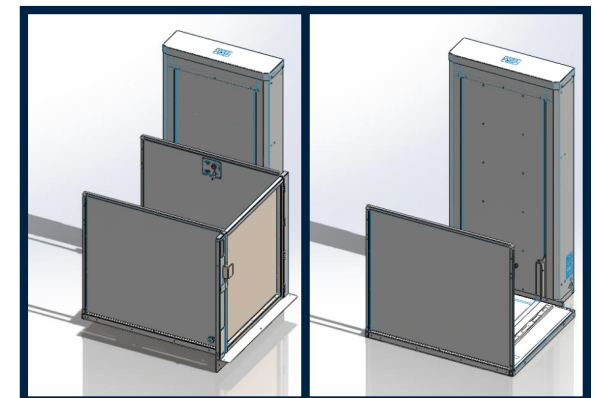
No additional database

Integrate with CAD suite of your choice:

SolidWorks, Inventor, AutoCAD, Pro-E,
Creo, Solid Edge, NX, and more!

Step 3 Done

Generate Quotation with an image of the parametric model seamlessly. Export DXF, DWG, and PDF files for downstream production processes.



“ Allow engineering teams to focus on what they do BEST: **Engineering!** ”



Request a Demo Today!
www.QBuildSoftware.com
info@qbuildsoftware.com

