
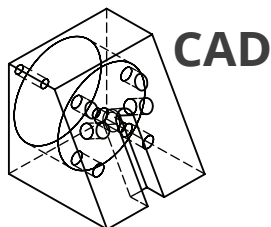


CADLink

Real time BOM comparison, 2-way data push
Payback period of 6 months



EPICOR

Item	Save	Part Number	Revision	Part Description	Related Operation	Unit Qty	Ref Designators	Item Class	Inventory Mom	Product Group	Part
1	<input checked="" type="checkbox"/>	4 Digit Print Head	A	4 Digit Mechanical Counter Assembly	0	1.0000		Counted Units	Each	Pneumatic Parts	Hardware
1.1	<input checked="" type="checkbox"/>	Assem10/4 Digit Print Head	A	Mechanical Advance Assembly	0	1.0000		Counted Units	Each	Pneumatic Parts	Hardware
1.1.1	<input checked="" type="checkbox"/>	Copy of Assem3/Assem10_4 Digit Pri	A	Advance Latch Assembly	0	1.0000		Counted Units	Each	Component Parts	Hardware
1.1.1.1	<input checked="" type="checkbox"/>	ADVANCE LATCH 4 DIGIT REGULA		Advance Latch, 4 Digit	0	1.0000		Counted Units	Each		
1.1.1.2	<input checked="" type="checkbox"/>	Spring 3		Spring, Steel Material 12034	0	1.0000		Counted Units	Each		
1.1.2	<input checked="" type="checkbox"/>	Copy of Assem9/Assem10_4 Digit Pri	A	Advance Latch Housing Assembly	0	1.0000		Counted Units	Each	Pneumatic Parts	Hardware
1.1.2.1	<input checked="" type="checkbox"/>	SPRING STUD		Advance Spring Stud Black	0	2.0000		Counted Units	Each	Pneumatic Parts	Hardware
1.1.2.2	<input checked="" type="checkbox"/>	Advance Latch Shaft		Advance Latch Shaft, Steel Material 31234	0	1.0000		Counted Units	Each	Pneumatic Parts	Hardware
1.1.2.3	<input checked="" type="checkbox"/>	Advance Latch Housing 4 Digit Print		Advance Latch Housing 4 Digit	0	1.0000		Counted Units	Each	Pneumatic Parts	FO-Fabricat
1.1.2.4	<input checked="" type="checkbox"/>	ADVANCE PIN		Advance Pin, Steel Material 28434	0	1.0000		Counted Units	Each	Pneumatic Parts	Electrical Pa
1.1.2.5	<input checked="" type="checkbox"/>	Reset Bearing		Reset Bearing	0	1.0000		Counted Units	Each		
1.2	<input checked="" type="checkbox"/>	Assem4/4 Digit Print Head	A	Counter Reset Assembly	0	1.0000		Counted Units	Each	Component Parts	Hardware
1.2.1	<input checked="" type="checkbox"/>	LATCH 1	3	Latch Steel Material 2345	0	4.0000		Counted Units	Each	Configured Parts	Aluminum
1.2.2	<input checked="" type="checkbox"/>	longer Spring		Reset Spring, Steel Material	0	4.0000		Counted Units	Each		
1.2.3	<input checked="" type="checkbox"/>	Latch Shaft		Reset Latch Shaft	0	1.0000		Counted Units	Each		
1.3	<input checked="" type="checkbox"/>	Assem6/4 Digit Print Head	A	Numbering Wheel 4 Digits Assembly	0	1.0000		Counted Units	Each	Pneumatic Parts	FO-Config
1.3.1	<input checked="" type="checkbox"/>	Thread Block 1	4	Advance Latch	0	4.0000		Counted Units	Each	Pneumatic Parts	Hardware
1.3.2	<input checked="" type="checkbox"/>	Pin		Pin, Material 1389	0	2.0000		Counted Units	Each	Pneumatic Parts	Hardware
1.3.3	<input checked="" type="checkbox"/>	STD 4 Digit Printer Head Shaft		Numbering Wheel Shaft	0	1.0000		Counted Units	Each	Pneumatic Parts	Pneumatic P
1.3.4	<input checked="" type="checkbox"/>	Gear Ø 1020 B0		Reset Worm Gear	0	1.0000		Counted Units	Each	Pneumatic Parts	Hardware
1.3.5	<input checked="" type="checkbox"/>	Reset Pin 2		Reset Pin, Material 1789	0	1.0000		Counted Units	Each	Pneumatic Parts	Pneumatic P
1.3.6	<input checked="" type="checkbox"/>	HUMBERNO WHEELS		Numbering Wheel Counter	0	1.0000		Counted Units	Each	Pneumatic Parts	Hardware
1.4	<input checked="" type="checkbox"/>	Assem7/4 Digit Print Head	A	Numbering Wheel Housing Assembly	0	1.0000		Counted Units	Each	Fabricated	Hardware
1.4.1	<input checked="" type="checkbox"/>	Cartridge Heater		Cartridge Heater	0	4.0000		Counted Units	Each	Pneumatic Parts	Hardware
1.4.2	<input checked="" type="checkbox"/>	Print Head Spring Bracket		Print Head Spring Bracket, Material 9231	0	1.0000		Counted Units	Each	Powertrain Parts/Comp	FO-Config
1.4.3	<input checked="" type="checkbox"/>	SPRING STUD		Advance Spring Stud Black	0	2.0000		Counted Units	Each	Pneumatic Parts	Hardware
1.4.4	<input checked="" type="checkbox"/>	Spacer		ASSEMBLY - BREAKER, IT-4/B INPUT BRKR	0	1.0000		Counted Units	Each		
1.4.5	<input checked="" type="checkbox"/>	4 Digit Print Head Housing		4 Digit Mechanical Counter Housing	0	1.0000		Counted Units	Each	Pneumatic Parts	Hardware
1.5	<input checked="" type="checkbox"/>	PRINT HEAD ADVANCE SPRING		Counter Advance Spring TEST	0	2.0000		Counted Units	Each		
1.6	<input checked="" type="checkbox"/>	Assem10	A	Mechanical Advance Assembly	0	1.0000		Counted Units	Each	Pneumatic Parts	Hardware
1.7	<input checked="" type="checkbox"/>	Assem4	A	Counter Reset Assembly TEST	0	1.0000		Counted Units	Each		
1.8	<input checked="" type="checkbox"/>	Assem6	A	Numbering Wheel 4 Digits Assembly	0	1.0000		Counted Units	Each	Pneumatic Parts	FO-Config
1.9	<input checked="" type="checkbox"/>	Assem7	A	Numbering Wheel Housing Assembly	0	1.0000		Counted Units	Each	Fabricated	Hardware

Connected to CAD: SolidWorks Connected to BOM Type: StdBom

Features

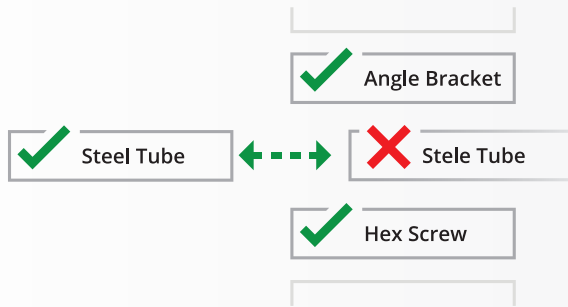
- Real-time, direct, two-way link with Epicor
- Automated, single-step BOM push
- View BOM change summary
- Push Revision to Epicor and CAD
- Export Excel and PDF files
- Notification for errors and missing fields

Benefits

- Eliminate manual data entry
- Cut design cost
- Improve data consistency
- Improve information flow
- Increase data accuracy
- Reduce cycle time

✉ info@QBuildSoftware.com | ☎ +1 905 479 7811 | 📠 +1 905 479 2636

www.QBuildSoftware.com



Resolve Discrepancies

Discrepancies between CAD and Epicor are highlighted, allowing you to select or enter the correct data.

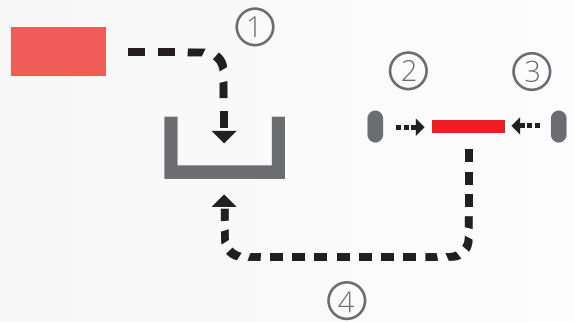


Access Epicor Data

CADLink's direct integration allows you to access Epicor data such as Product Code, Part Class, and Raw Material Part Data from the CADLink interface.

Operations

Assigning Epicor Operations is easy!
Simply select a work center from a drop-down list.



Partners & Integrations

