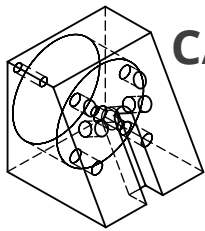


CADLink



CAD



CADLink 5.0.1.0

Save Save - Part Master Only Refresh CADLink Settings

Search by part number Only show new parts Only show manual parts Show All

Search by part description Only show to be deleted bom components

Operations	Item	Save	Part Number	Revision	Part Description	Related Operation	Unit Qty	Ref Designators	Uom Class	Inventory Mom	Product Group	Part
BOM Changes	1	<input checked="" type="checkbox"/>	4 Digit Print Head	A	4 Digit Mechanical Counter Assembly	0	1.0000		Counted Units	Each	Pneumatic Parts	Hardware
CAD Properties	1.1	<input checked="" type="checkbox"/>	Assem104 Digit Print Head	A	Mechanical Advance Assembly	0	1.0000		Counted Units	Each	Pneumatic Parts	Hardware
CADLink Messages	1.1.1	<input checked="" type="checkbox"/>	Copy of Assem37Assem10_4 Digit Pri	A	Advance Latch Assembly	0	1.0000		Counted Units	Each	Component Parts	Hardware
	1.1.1.1	<input checked="" type="checkbox"/>	ADVANCE LATCH 4 DIGIT REGULA		Advance Latch, 4 Digit	0	1.0000		Counted Units	Each		
	1.1.1.2	<input checked="" type="checkbox"/>	Spring 3		Spring, Steel Material 12034	0	1.0000		Counted Units	Each		
	1.1.2	<input checked="" type="checkbox"/>	Copy of Assem9Assem10_4 Digit Pri	A	Advance Latch Housing Assembly	0	1.0000		Counted Units	Each	Pneumatic Parts	Hardware
	1.1.2.1	<input checked="" type="checkbox"/>	SPRING STUD		Advance Spring Stud Black	0	2.0000		Counted Units	Each	Pneumatic Parts	Hardware
	1.1.2.2	<input checked="" type="checkbox"/>	Advance Latch Shaft		Advance Latch Shaft, Steel Material 31234	0	1.0000		Counted Units	Each	Pneumatic Parts	Hardware
	1.1.2.3	<input checked="" type="checkbox"/>	Advance Latch Housing 4 Digit Print		Advance Latch Housing 4 Digit	0	1.0000		Counted Units	Each	Pneumatic Parts	FO-Fabricat
	1.1.2.4	<input checked="" type="checkbox"/>	ADVANCE PIN		Advance Pin, Steel Material 28434	0	1.0000		Counted Units	Each	Pneumatic Parts	Electrical Pa
	1.1.2.5	<input checked="" type="checkbox"/>	Reset Bearing		Reset Bearing	0	1.0000		Counted Units	Each		
	1.2	<input checked="" type="checkbox"/>	Assem74 Digit Print Head	A	Counter Reset Assembly	0	1.0000		Counted Units	Each	Component Parts	Hardware
	1.2.1	<input checked="" type="checkbox"/>	LATCH 1	3	Latch Steel Material 2345	0	4.0000		Counted Units	Each	Configured Parts	Aluminum
	1.2.2	<input checked="" type="checkbox"/>	longer Spring		Reset Spring, Steel Material	0	4.0000		Counted Units	Each		
	1.2.3	<input checked="" type="checkbox"/>	Latch Shaft		Reset Latch Shaft	0	1.0000		Counted Units	Each		
	1.3	<input checked="" type="checkbox"/>	Assem64 Digit Print Head	A	Numbering Wheel 4 Digits Assembly	0	1.0000		Counted Units	Each	Pneumatic Parts	FO-Config
	1.3.1	<input checked="" type="checkbox"/>	Thread Block 1	4	Advance Latch	0	4.0000		Counted Units	Each	Pneumatic Parts	Hardware
	1.3.2	<input checked="" type="checkbox"/>	Pin		Pin, Material 1389	0	2.0000		Counted Units	Each	Pneumatic Parts	Hardware
	1.3.3	<input checked="" type="checkbox"/>	STD 4 Digit Printer Head Shaft		Numbering Wheel Shaft	0	1.0000		Counted Units	Each	Pneumatic Parts	Pneumatic P
	1.3.4	<input checked="" type="checkbox"/>	Gear Ø 1020 B2		Reset Worm Gear	0	1.0000		Counted Units	Each	Pneumatic Parts	Hardware
	1.3.5	<input checked="" type="checkbox"/>	Reset Pin 2		Reset Pin, Material 1789	0	1.0000		Counted Units	Each	Pneumatic Parts	Pneumatic P
	1.3.6	<input checked="" type="checkbox"/>	NUMBERING WHEELS		Numbering Wheel Counter	0	1.0000		Counted Units	Each	Pneumatic Parts	Hardware
	1.4	<input checked="" type="checkbox"/>	Assem74 Digit Print Head	A	Numbering Wheel Housing Assembly	0	1.0000		Counted Units	Each	Fabricated	Hardware
	1.4.1	<input checked="" type="checkbox"/>	Cartridge Heater		Cartridge Heater	0	4.0000		Counted Units	Each	Pneumatic Parts	Hardware
	1.4.2	<input checked="" type="checkbox"/>	Print Head Spring Bracket		Print Head Spring Bracket, Material 8231	0	1.0000		Counted Units	Each	Powertrain Parts/Comp	FO-Config
	1.4.3	<input checked="" type="checkbox"/>	SPRING STUD		Advance Spring Stud Black	0	2.0000		Counted Units	Each	Pneumatic Parts	Hardware
	1.4.4	<input checked="" type="checkbox"/>	Spacer		ASSEMBLY, BREAKER, IT-4B INPUT BRKR	0	1.0000		Counted Units	Each		
	1.4.5	<input checked="" type="checkbox"/>	4 Digit Print Head Housing		4 Digit Mechanical Counter Housing	0	1.0000		Counted Units	Each	Pneumatic Parts	Hardware
	1.5	<input checked="" type="checkbox"/>	PRINT HEAD ADVANCE SPRING		Counter Advance Spring TEST	0	2.0000		Counted Units	Each		
	1.6	<input checked="" type="checkbox"/>	Assem10	A	Mechanical Advance Assembly	0	1.0000		Counted Units	Each	Pneumatic Parts	Hardware
	1.7	<input checked="" type="checkbox"/>	Assem4	A	Counter Reset Assembly TEST	0	1.0000		Counted Units	Each		
	1.8	<input checked="" type="checkbox"/>	Assem6	A	Numbering Wheel 4 Digits Assembly	0	1.0000		Counted Units	Each	Pneumatic Parts	FO-Config
	1.9	<input checked="" type="checkbox"/>	Assem7	A	Numbering Wheel Housing Assembly	0	1.0000		Counted Units	Each	Fabricated	Hardware

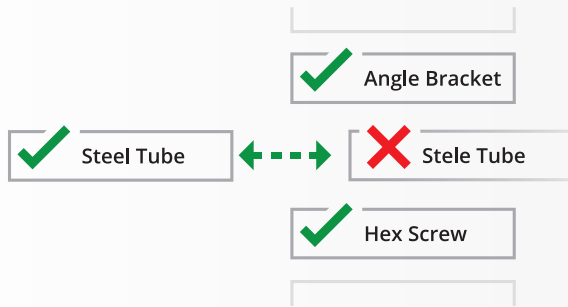
Connected to CAD: SolidWorks Connected to BOM Type: StdBom

Features

- Real-time, direct, two-way link with ERP
- Automated, single-step BOM push
- View BOM change summary
- Push Revision to ERP and CAD
- Export Excel and PDF files
- Notification for errors and missing fields

Benefits

- Eliminate manual data entry
- Cut design cost
- Improve data consistency
- Improve information flow
- Increase data accuracy
- Reduce cycle time



Resolve Discrepancies

Discrepancies between CAD and ERP are highlighted, allowing you to select or enter the correct data.

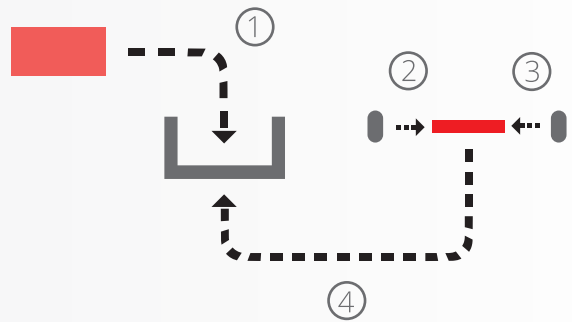


Access ERP Data

CADLink's direct integration allows you to access ERP data such as Product Code, Part Class, and Raw Material Part Data from the CADLink interface.

Operations

Assigning ERP Operations is easy! Simply select a work center from a drop-down list.



Partners & Integrations

