
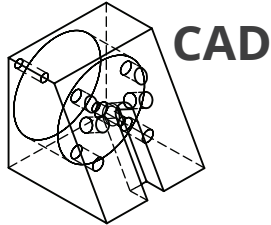


CADLink

Real time BOM comparison, 2-way data push
Payback period of 6 months



Aptean CADLink 2.1.20

Save Refresh BOM not in sync

Excel Export PDF Export Expand All Collapse All About Exit

No	Save	Ignore	Part Number	Description	Facility	Revision	Unit Qty	UOM	Cost UOM	Product Class	Group Code	Location	ABC Code	So
1			4 Digit Print Head	4 Digit Mechanical Counter Assembly	Default		1.000000	EA	EA	CF	FAB	01	A	M
1.1			Assem74 Digit Print	Numbering Wheel Housing Assembly	Default		1.000000	BOX	EA	CF	FAB	01	A	M
1.2			PRINT HEAD ADVAN	Counter Advance Spring - TESTER	Default		2.000000	EA	EA	CF	FAB	01	B	S
1.3			Assem104 Digit Print	Mechanical Advance Assembly	Default		1.000000	EA	EA	CF	FAB	01	A	M
1.3.1			Copy of Assem9Ass	Advance Latch Housing Assembly	Default		1.000000	EA	EA	CF	FAB	01	A	M
1.3.1.1			Advanced Latch Hous	Advance Latch Housing 4 Digit	Default	4	1.000000	EA	EA	CF	FAB	01	B	S
1.3.1.2			ADVANCE PIN	Advance Pin, Steel Material 28434	Default	6	1.000000	EA	EA	CF	FAB	01	B	S
1.3.1.3			SPRING STUD	Advance Spring Stud Black	Default	1	2.000000	EA	EA	CF	FAB	01	A	S
1.3.1.4			Advance Latch Shaft	Advance Latch Shaft, Steel Material	Default	3	1.000000	EA	EA	CF	FAB	01	B	S
1.3.1.5			Reset Bearing	Reset Bearing	Default	3	1.000000	EA	EA	CF	FAB	01	B	S
1.3.1.6			FW2008	WASHER, FLAT #8-FLOOR STOCK	Default	000	12.000000	BOX	BOX	PC	SHEET	02	C	S
1.3.2			Copy of Assem9Ass	Advance Latch Assembly	Default		1.000000	EA	EA	CF	FAB	01	A	M
1.4			Assem54 Digit Print	Numbering Wheel 4 Digits Assembly -	Default		1.000000	EA	EA	CF	FAB	01	A	M
1.4.1			Reset Pin 2	Reset Pin, Material 178999	Default	5	1.000000	EA	EA	CF	PAINT	01	C	S
1.4.2			Gear G 1020 BG	Reset Worm Gear	Default	4	1.000000	CSE	EA	CF	FAB	01	A	S
1.4.3			STD 4 Digit Printer H	Numbering Wheel Shaft	Default	3	1.000000	EA	EA	CF	FAB	01	C	S
1.4.4			NUMBERING WHEE	Numbering Wheel Counter	Default	2	1.000000	CSE	EA	CF	FAB	R3	B	S
1.4.6			Pin	Pin, Material 1389	Default	3	2.000000	EA	EA	CF	FAB	01	B	S
1.4.6			Thread Block 1	Advance Latch	Default	4	4.000000	EA	EA	CF	FAB	01	C	S
1.4.7			EP12010CP	PLUG, 120V 20 GA, 3 WIRE WGRND	Default	000	1.000000	EA	DOZ	SP	ASSEMB	01	C	S
1.5			Assem44 Digit Print	Counter Assembly - TESTER	Default		1.000000	EA	EA	CF	FAB	01	A	M
1.5.1			LATCH 1	Latch Steel Material 2346	Default	3	4.000000	EA	EA	CF	FAB	01	B	S
1.5.2			longer Spring	Reset Spring, Steel Material 192	Default	2	4.000000	EA	EA	CF	FAB	01	B	S
1.5.3			Latch Shaft	Reset Latch Shaft	Default	3	1.000000	EA	EA	CF	FAB	01	A	S
1.5.4			ES1030	IC HARRIS, MOT T174HCT374	Default	000	2.000000	EA	EA	PC	ASSEMB	01	C	S

Features


- Real-time, direct, two-way link with Aptean
- Automated, single-step BOM push
- View BOM change summary
- Push Revision to Aptean and CAD
- Export Excel and PDF files
- Notification for errors and missing fields

Benefits

- Eliminate manual data entry
- Cut design cost
- Improve data consistency
- Improve information flow
- Increase data accuracy
- Reduce cycle time

+1 905 479 7811 | info@QBuildSoftware.com | +1 905 479 2636

www.QBuildSoftware.com



Resolve Discrepancies

Discrepancies between CAD and Aptean are highlighted, allowing you to select or enter the correct data.




Access Aptean ERP Data

CADLink's direct integration allows you to access Aptean data such as Part Number, Description, Revision, Product Class, Facility, and more from the CADLink interface.

Update Both Data Sets

Update both your CAD/PDM/PLM BOM with your Aptean data and vice versa with CADLink's live link!



Partners & Integrations

