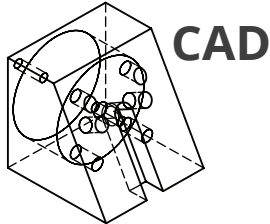


CADLink

Real time BOM comparison, 2-way data push
Payback period of 6 months or less!



Plex CADLink V1.1.1.0

Save Refresh

Expand All Collapse All Exit

No	Save	Part No	Revision	Name	Part Operation Code	Standard Qty	Unit	Part Type	Part Status
1.1	<input checked="" type="checkbox"/>	20240	A	MITER SAW BASE ASSEMBLY	Test Assembly	1.0000	pcs	Raw Material	Production
1.1.1	<input checked="" type="checkbox"/>	20210	A	BASE		1.0000		Raw Material	Production
1.1.2	<input checked="" type="checkbox"/>	20163	A	EXTENSION STAND		1.0000		Raw Material	Production
1.1.3	<input checked="" type="checkbox"/>	20208	A	EXTENSION SHAFT		4.0000		Raw Material	Production
1.1.4	<input checked="" type="checkbox"/>	20209	A	EXTENSION STAND		1.0000		Raw Material	Production
1.2	<input checked="" type="checkbox"/>	20239	A	MITER SAW TABLE ASSEMBLY	Test Assembly	1.0000	pcs	Raw Material	Production
1.2.1	<input checked="" type="checkbox"/>	20242	B	TABLE		1.0000		Raw Material	Production
1.2.2	<input checked="" type="checkbox"/>	20224	A	PLASTIC INSERT	Test Assembly	2.0000	pcs	Raw Material	Production
1.2.3	<input checked="" type="checkbox"/>	20213	A	SHAFT	Test Assembly	1.0000	pcs	Raw Material	Production
1.2.4	<input checked="" type="checkbox"/>	20203	A	LOCKING LEVER	Test Assembly	1.0000	pcs	Raw Material	Production
1.2.5	<input checked="" type="checkbox"/>	20201	A	EMPLUNADURA	Test Assembly	1.0000	pcs	Raw Material	Production
1.2.6	<input checked="" type="checkbox"/>	20204	A	HOLDING FIXTURE	Test Assembly	1.0000	pcs	Raw Material	Production
1.2.7	<input checked="" type="checkbox"/>	20220	A	PIVOT BOLT	Test Assembly	1.0000	pcs	Raw Material	Production
1.2.8	<input checked="" type="checkbox"/>	20200	A	BRACKET	Test Assembly	1.0000	pcs	Raw Material	Production
1.2.9	<input checked="" type="checkbox"/>	20241	A	ADJUSTING KNOB	Test Assembly	1.0000	pcs	Raw Material	Production
1.2.10	<input checked="" type="checkbox"/>	20205	A	LEVER BRACKET	Test Assembly	1.0000	pcs	Raw Material	Production
1.2.11	<input checked="" type="checkbox"/>	20207	A	LATCH LOCK	Test Assembly	1.0000	pcs	Raw Material	Production
1.2.12	<input checked="" type="checkbox"/>	20206	A	KNOB	Test Assembly	1.0000	pcs	Raw Material	Production
1.2.13	<input checked="" type="checkbox"/>	CS500-001547	B	End Leg - Stiffener - FO2	Test Assembly	1.0000	pcs	Raw Material	Production
1.3	<input checked="" type="checkbox"/>	20234	A	FENCE ASSEMBLY		1.0000		Raw Material	Production
1.3.1	<input checked="" type="checkbox"/>	20245	A	MITER FENCE		1.0000		Raw Material	Production
1.3.2	<input checked="" type="checkbox"/>	20226	A	PARALLEL GUIDE		1.0000		Raw Material	Production
1.3.3	<input checked="" type="checkbox"/>	20227	A	PARALLEL GUIDE		1.0000		Raw Material	Production
1.4	<input checked="" type="checkbox"/>	20238	B	BEARING SUPPORT PEDESTAL	Test Assembly	1.0000	pcs	Raw Material	Production
1.4.1	<input checked="" type="checkbox"/>	20215	B	PEDESTAL BEARING		1.0000		Raw Material	Production
1.4.2	<input checked="" type="checkbox"/>	20223	A	RETAINING PLATE	Test Assembly	2.0000	pcs	Raw Material	Production
1.4.3	<input checked="" type="checkbox"/>	20199	A	HANDLE	Test Assembly	1.0000	pcs	Raw Material	Production
1.4.4	<input checked="" type="checkbox"/>	20199	A	HANDLE	Test Assembly	1.0000	pcs	Raw Material	Production
1.4.5	<input checked="" type="checkbox"/>	20243	A	END CAP		1.0000		Raw Material	Production
1.4.6	<input checked="" type="checkbox"/>	20202	A	LINEAR BEARING SHAFT	Test Assembly	2.0000	pcs	Raw Material	Production
1.4.7	<input checked="" type="checkbox"/>	20220	A	PIVOT BOLT	Test Assembly	1.0000	pcs	Raw Material	Production
1.5	<input checked="" type="checkbox"/>	20236	A	HEAD ASSEMBLY		1.0000		Raw Material	Production

Features


- Real-time, direct, two-way link with PLEX
- Automated, single-step BOM push
- View BOM change summary
- Push Revision to PLEX and CAD
- Export Excel and PDF files
- Notification for errors and missing fields

Benefits

- Eliminate manual data entry
- Cut design cost
- Improve data consistency
- Improve information flow
- Increase data accuracy
- Reduce cycle time

+1 905 479 7811 | info@QBuildSoftware.com | +1 905 479 2636

www.QBuildSoftware.com



Resolve Discrepancies

Discrepancies between CAD and PLEX are highlighted, allowing you to select or enter the correct data.

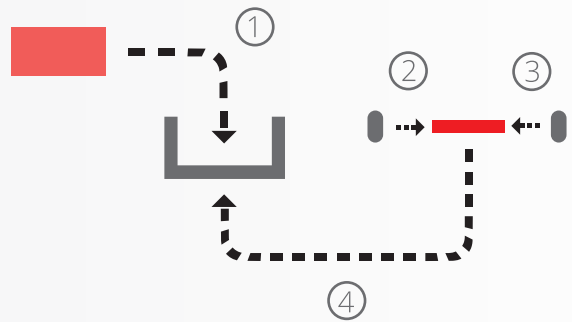


Access PLEX Data

CADLink's direct integration allows you to access PLEX data such as Product Code and Part Class Data from the CADLink interface.

Operations

Assigning PLEX Operations is easy! Simply select a work center from a drop-down list.



Partners & Integrations

